




Instructions to use Marley 'Bag of Riddim II' Bluetooth® speaker



SWITCHING ON



1. If not ON, switch on power by pressing power button for 4 seconds.
2. It automatically will enter Bluetooth pairing mode (**Blue LED** will flash and voice will say 'powering on, ready to pair') for the next few minutes.

Note: You will need to do this each time you use the system.



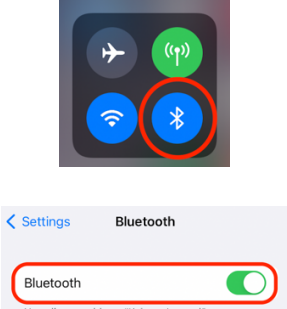
CONNECTING



1. To re-pair, press "Bluetooth" button for 3 seconds. **Blue LED** will flash and voice will say 'ready to pair'
2. On your Smart phone / Tablet connect to the Bluetooth device named "**Bag of Riddim II**"



Troubleshooting Tips

Problem	Possible solution	
	Make sure the device is connected/plugged into the power outlet	
No Power	Ensure that the power outlet is switched ON	
Not able to connect/find device on Smart phone/device	Make sure that you have your Bluetooth switched on your Smart phone/device	 <p data-bbox="1082 1697 1465 1753">Example screen shots from iPhone settings</p>